



GDI 200 ECO



LAMP TYPE	SOCKET	ØA (mm)	B (mm)	H (mm)	K.G.
1x125 W MER	E27	350	-	580	3,9
1x70 / 1x150 W M.H.	E40	350	-	580	5,2
1x Eco (Max 60W)	E27	350	-	330	1,5

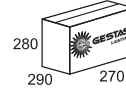
REFLECTOR
REFLEKTÖR

BOX / KOLI
(mm)



CELL
HÜCRE

BOX / KOLI
(mm)



GDI 200 - 150W

BODY : DKP Metal & Electrostatic Painted

GLASS/DIFFUSER : UV - Stabilized Prismatic Acrylic (PMMA) Diffuser

ELECTRICAL COMP : Magnetic / Electronic Option

PROTECTION CLASS: IP 20

OTHER FEATURES : Various Types Electrical Component Boxes For High Bay Indoor Areas. Optional Additional Glass and Wire Protection Cage Applicable. Practical and Easy Installation

USAGE AREAS : Industrial Spaces, Warehouses, Fairgrounds, High Bay Applications, Closed Area Sport Halls, Factories, Supermarkets, Hangars, Closed Car Parks

GÖVDE : DKP Sac & Elektrostatik Boyalı

CAM/DİFÜZÖR : UV Stabilizeli Prizmatik Akırlık (PMMA) Difüzör

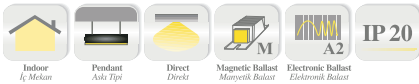
ELEKTRİKSEL KOMP: Manyetik / Elektronik Seçeneği

KORUMA SINIFI : IP 20

DİĞER ÖZELLİKLER : Yüksek Tavanlı Kapalı Alanlar İçin Değişik Tiplerde Elektriksel Elemanlar Kutusu Opsiyonel İlave Cam ve Tel Koruma Kafesi Uygulanabilir Pratik ve Kolay Montaj

KULLANIM ALANLARI : Endüstriyel Mekanlar, Depolar, Fuar Alanları, Yüksek Tavan Uygulamaları, Kapalı Spor Alanları, Fabrikalar, Süpermarketler, Hangarlar, Kapalı Otoparklar

GDI 200 - 250W



LAMP TYPE	SOCKET	ØA (mm)	B (mm)	H (mm)	K.G.
1x250 W MER.	E40	420	-	580	5,6
1x250 W M.H.	E40	420	-	580	6,3

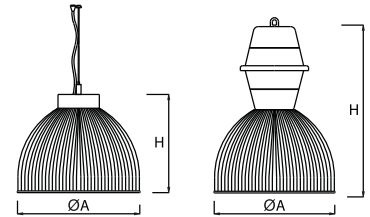
REFLECTOR
REFLEKTÖR

BOX / KOLI
(mm)



CELL
HÜCRE

BOX / KOLI
(mm)



INDUSTRIAL TYPE LUMINAIRES / ENDÜSTRİYEL TİP ARMATÜRLER
HIGH BAY INDUSTRIAL LUMINAIRES / YÜKSEK TAVAN ENDÜSTRİYEL ARMATÜRLERİ

