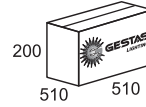


| LAMP TYPE | SOCKET | A (mm) | B (mm) | H (mm) | K.G. |
|-------------------|--------|--------|--------|--------|------|
| 1x150W SOD.//M.H. | E40 | 500 | 500 | 180 | 8,0 |
| 1x250W SOD.//M.H. | E40 | 500 | 500 | 180 | 9,0 |
| 1x400W SOD.//M.H. | E40 | 500 | 500 | 180 | 11,0 |

BOX / KOLI
(mm)



| LAMP TYPE | SOCKET | A (mm) | B (mm) | H (mm) | K.G. |
|-------------------|--------|--------|--------|--------|------|
| 1x150W SOD.//M.H. | E40 | 400 | 605 | 210 | 8,3 |
| 1x250W SOD.//M.H. | E40 | 400 | 605 | 210 | 9,3 |
| 1x400W SOD.//M.H. | E40 | 400 | 605 | 210 | 11,3 |

BOX / KOLI
(mm)



GBS 100

- BODY** : DKP Metal & Electrostatic Painted
- GLASS/DIFFUSER** : Tempered Glass
- REFLECTOR** : High Gloss Aluminium Reflector Embossed, Matt-Bright Anodized,
- ELECTRICAL COMP** : On Module, High Efficient Ballast, Ignitor, Capacitor (Optional)
- PROTECTION CLASS**: IP 65
- OTHER FEATURES** : Optimum Light Distribution. Maximum Resistancy to Dust, Water and Moisture. Stainless Steel Screws and Mounting Components. Phosphate-Coated DKP Metal Frame. Easy Removable and Serviceable Electrical Components Kit
- USAGE AREAS** : Petrol stations, Canopy Ceilings, High-Ceiling Outdoor Applications

GÖVDE : DKP Sac & Elektrostatik Boyalı

CAM/DİFÜZÖR : Temperli Cam

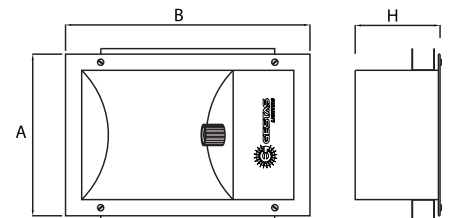
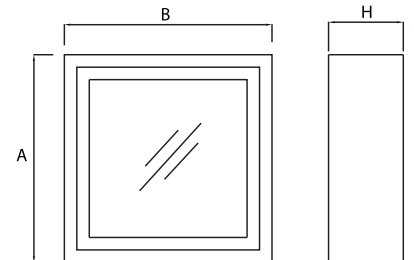
REFLEKTÖR : Yüksek Parlaklıkta Alüminyum Reflektör Gofrajlı, Mat- Parlak Anodizeli,

ELEKTRİKSEL KOMP: Kit Halinde, Yüksek Verimli Balast, İgnitör, Kondansatör (Opsiyonel)

KORUMA SINIFI : IP 65

DİĞER ÖZELLİKLER : Optimum Işık Dağılımı Toz, Nem ve Suya Karşı Maksimum Dayanıklılık Paslanmaz Vida ve Bağlantı Parçaları Fosfat Kaplamalı DKP Sac Çerçeve Kolay Çıkarılabilir ve Servis Verilebilir Elektriksel Elemanlar Kısımı

KULLANIM ALANLARI : Benzin İstasyonları, Kanopi Tavanlar, Yüksek Tavanlı Dış Mekan Uygulamaları



GBS 200

