

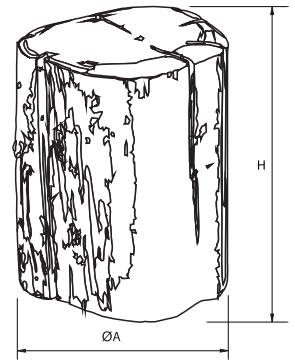




GKA-LD

- BODY** : Natural Pine Tree
GLASS/DIFFUSER : LED Diffuser
ELECTRICAL COMP : Switch Mode, Constant Current LED Power Supply
PROTECTION CLASS: IP 65
OTHER FEATURES : Maximum Efficiency with High Lumen Output LED's and Low-Loss Transformer
Easy connection With Independent Original Image with Teak Oil Equipment Sockets
USAGE AREAS : Promenades, Parks, Gardens and Special Decorative Places

- GÖVDE** : Doğal Çam Ağacı
CAM/DİFÜZÖR : LED Difüzörü
ELEKTRİKSEL KOMP: Switch Mode, Constant Current LED Power Supply
KORUMA SINIFI : IP 65
DİĞER ÖZELLİKLER : Tık Yağ ile Orjinal Görüntü
Yüksek Lümen Çıkışlı Ledler ve Düşük Kayıplı Trafo ile Maksimum Verim
Elektriksel Ekipman Soketleri ile Kolay Bağlantı

- KULLANIM ALANLARI** : Gezinti Yolları, Parklar, Bahçeler ve Özel Dekoratif Mekanlar



LAMP TYPE	ØA (mm)	B (mm)	H (mm)	K.G.
 6W SMD Led	270 - 350	-	400 - 600	13,5
 18W SMD Led	270 - 350	-	400 - 600	14,5

BOX / KOLI
(mm)

